

**SANSKAR SCHOOL**  
**GRADE-I**  
**Assignment 8**  
**Date: Monday, 20<sup>th</sup> April 2020**

**ENGLISH:**

Watch the video carefully.

<https://youtu.be/GHWWQKUVqU4>

**Task-** Make plurals of the given words. Do the given worksheet.

Name: \_\_\_\_\_

**Singular and Plural Nouns**

*A singular noun names one person, place, or thing.*  
*A plural noun names more than one person, place or thing.*  
*Add an s to many singular nouns to make them plural.*  
*Add es to singular nouns that end with sh, ch, x, z, and s to make them plural.*

→ Write the plural form of the nouns below.

1. dish _____	2. goat _____
3. peach _____	4. book _____
5. chair _____	6. box _____
7. door _____	8. bus _____
9. stove _____	10. lunch _____
11. brush _____	12. light _____
13. sink _____	14. lamp _____
15. porch _____	16. frame _____

Downloaded freely from The Teacher's Guide [www.theteachersguide.com](http://www.theteachersguide.com)

## **HINDI:**

Watch the video carefully on names of fruits.

[https://youtu.be/aQaSB\\_npHfg](https://youtu.be/aQaSB_npHfg)

**Task-** Draw and write 5 names of fruits.

## **MATHS:**

Watch the video carefully and do the given worksheet.


<https://youtu.be/ZhPb5uFf6vs>

**Task-** Do the given worksheet.

<b><u>MATHS - WORKSHEET</u></b>				
<b>CLASS: I</b>	<b>Circle the Smallest Number</b>			
	<b>47</b>	<b>52</b>	<b>22</b>	<b>92</b>
	<b>42</b>	<b>53</b>	<b>27</b>	<b>31</b>
	<b>24</b>	<b>77</b>	<b>32</b>	<b>75</b>
	<b>64</b>	<b>62</b>	<b>61</b>	<b>59</b>
	<b>53</b>	<b>21</b>	<b>11</b>	<b>34</b>
	<b>58</b>	<b>38</b>	<b>28</b>	<b>18</b>
	<b>39</b>	<b>83</b>	<b>81</b>	<b>65</b>
	<b>75</b>	<b>64</b>	<b>23</b>	<b>35</b>

## **MINDFUL ME:**


**Task**-Make a Memory wall.



**MEMORY WALL**

Create unforgettable moments with your family with this Memory game.

- Bring out old photographs of self, parents, grandparents in different places. (can add other people and places)
- Stick the selected pictures on a sheet of paper.
- Now ask the respected family member to share the story around those pictures.
- Find a cool name for the picture and write it against it.
- Put those sheets up in different rooms as a 'Memory Wall'.



## **MUSIC:**

Listen to the music lesson and practice it.

### **Vocal**

[https://youtu.be/WsN-L-t2\\_T0](https://youtu.be/WsN-L-t2_T0)

Listen to the music lesson and practice it on your instrument.

### **Instrumental**

<https://youtu.be/xFPTTtKxEz8>

**Note-All the given worksheets can be done in any notebook.**

**UOI:**

Date: 20/4/2020

Submission date: 22/4/2020

**Theme: Who we are  
Formative-1 Assessment Rubric 2020-21**

**Conceptual Understanding: Daily routines are good for us.**

**Task:-Express your daily routine through drawing, writing or verbally. (On a clock)**

Criteria	Above Standard (4)	Meets standard (3)	Approaching standard (2)	In- progress (1)
Understanding	Learner is aware of his/her daily routines and is able to express it appropriately.	Learner is aware of his/her daily routines and is able to express it.	Learner is aware of his/her daily routines and is somewhat able to express it.	Learner is aware of his/her daily routines and is able to express it with assistance.
Self-management skills	Learner demonstrates excellent self-management skills	Learner demonstrates good self-management skills	Learner demonstrates satisfactory self-management skills	Learner demonstrates self-management skills with assistance
Use of creativity	Learner exhibits an excellent creativity through his/her assignment.	Learner exhibits good creativity through his/her assignment	Learner exhibits satisfactory creativity through his/her assignment.	Learner exhibits some creativity through his/her assignment with assistance.

**Teacher's feedback:**

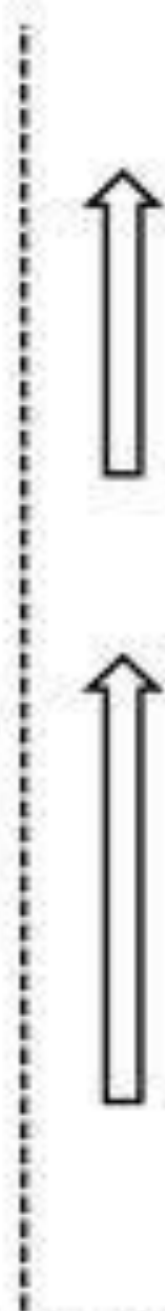
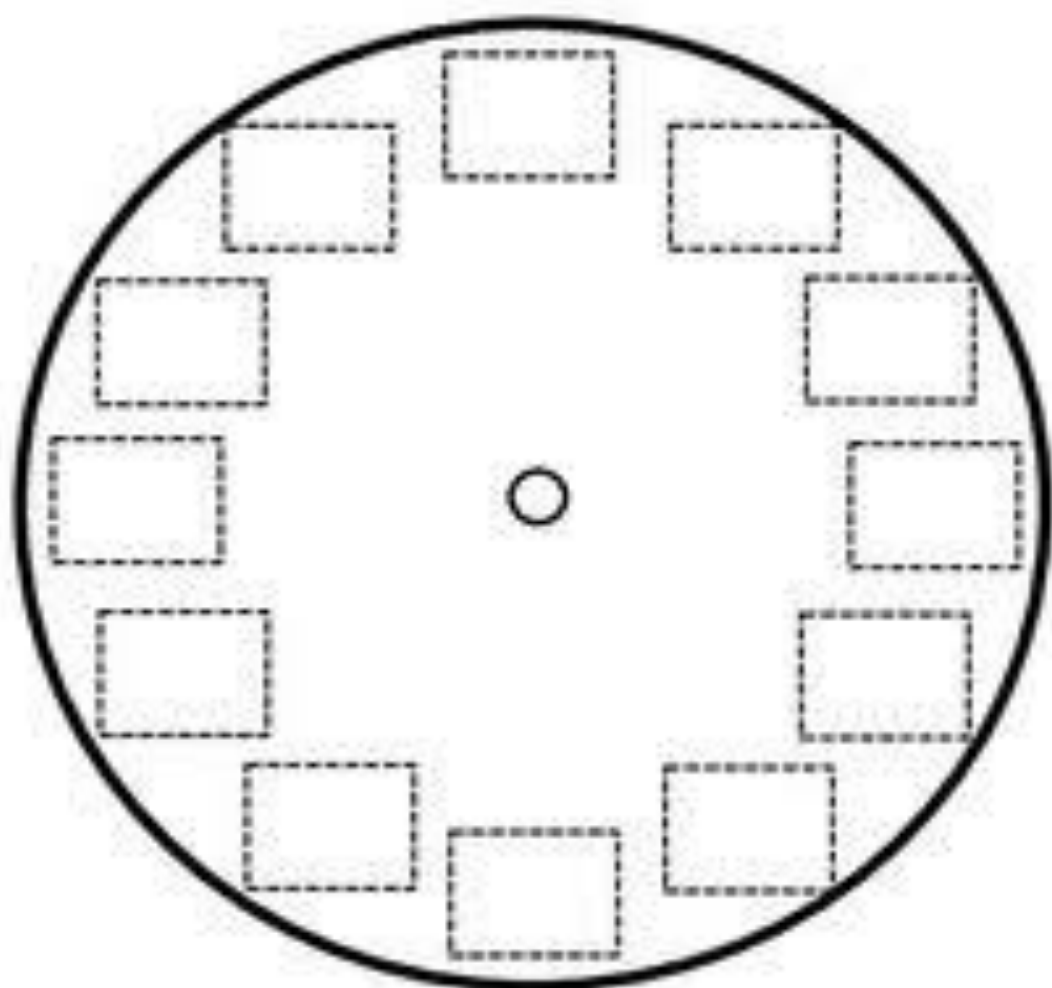
---

---

**\*\*\*Please note Learners will be assessed on the above given criteria.**

Name: \_\_\_\_\_

# Make a Clock!



1	2	3	4	5	6
7	8	9	10	11	12

For Reference:-

## Daily Routines

Match the words with the pictures by inserting the correct number into the circle :

					
	<div style="border: 1px solid black; padding: 10px;"><ol style="list-style-type: none"><li>1. go home</li><li>2. have lunch</li><li>3. have breakfast</li><li>4. have dinner</li><li>5. take a bath</li><li>6. wake up</li><li>7. wash</li><li>8. watch TV</li><li>9. go to bed</li><li>10. go to school</li><li>11. start school</li><li>12. do homework</li><li>13. get dressed</li><li>14. play soccer</li></ol></div>				
					
					
					

### Ways to submit your work:-

- Parents may record the audio/video and send to their grade group if a child prefers to speak.
  - Learners may draw/write their responses on sheet, chart or paper and send us the picture with their name written on it.